

Every T-10® water meter meets or exceeds the latest AWWA C700 Standard. Its nutating disc, positive displacement principle has been time-proven for accuracy and dependability since 1892, ensuring maximum utility revenue.



T-10® water meters are warranted for performance, materials, and workmanship.

The T-10 water meter consists of three major assemblies: a register, a lead free, high-copper alloy maincase, and a nutating disc measuring chamber.

The T-10 meter is available with a variety of register types. For reading convenience, the register can be mounted in one of four positions on the meter.

The corrosion-resistant, lead free, high-copper alloy maincase will withstand most service conditions; internal water pressure, rough handling, and in-line piping stress.

The innovative floating chamber design of the nutating disc measuring element protects the chamber from frost damage while the unique chamber seal extends the low-flow accuracy by sealing the chamber outlet port to the maincase outlet port. The nutating disc measuring element utilizes corrosion-resistant materials throughout and a thrust roller to minimize wear.

Neptune provides a limited warranty with respect to its T-10 water meters for performance, materials, and workmanship.

When desired, maintenance is easily accomplished either by replacement of major assemblies or individual components.

All T-10 water meters are guaranteed adaptable to our ARB®V, ProRead™ (ARB VI) AutoDetect, E-CODER® (ARB VII), E-CODER®)R900i™, E-CODER®)R450i™, TRICON®/S, TRICON/E®3, and Neptune meter reading systems without removing the meter from service.

KEY FEATURES

- Register
 - Magnetic drive, low-torque registration ensures accuracy
 - Impact-resistant register
 - High-resolution, low-flow leak detection
 - Bayonet-style register mount allows in-line serviceability
 - Tamperproof seal pin deters theft
 - Date of manufacture, size, and model stamped on dial face
- Lead Free Maincase
 - Made from lead free, high-copper alloy
 - NSF/ANSI 372 certified and NSF/ANSI 61 compliant
 - Lifetime guarantee
 - Resists internal pressure stresses and external damage
 - Handles in-line piping variations and stresses
 - Lead free, high-copper alloy provides residual value vs. plastic or composite
 - Electrical grounding continuity
- Nutating Disc Measuring Chamber
 - Positive displacement
 - Widest effective flow range for maximum revenue
 - Proprietary polymer materials maximize long-term accuracy
 - Floating chamber design is unaffected by meter position or in-line piping stresses

Adaptability to all present and future systems for flexibility is available only with Neptune's ARB® Utility Management Systems™.

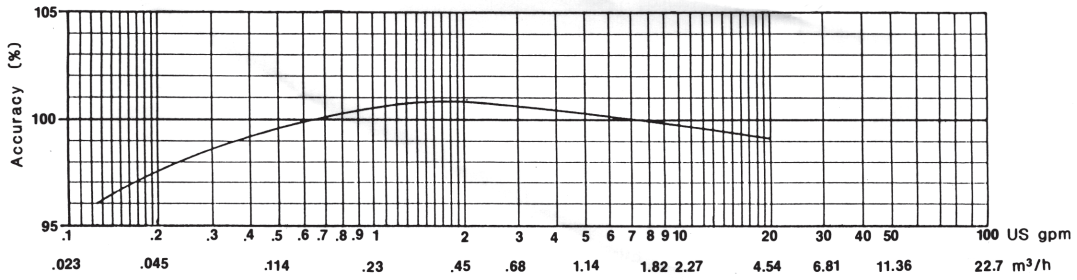
CONSTRUCTION

WARRANTY

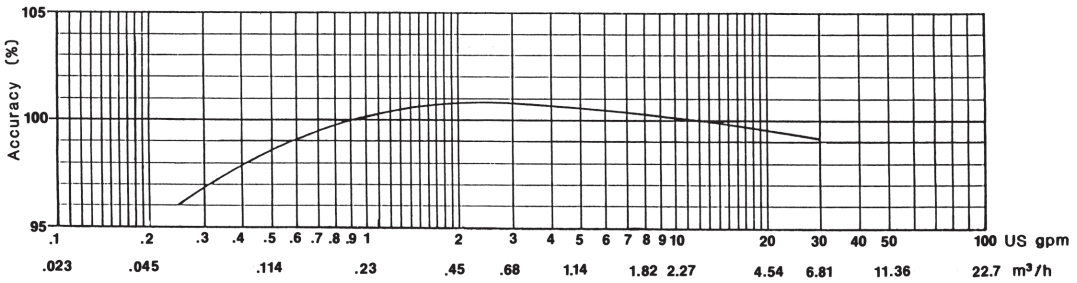
GUARANTEED SYSTEMS COMPATIBILITY

SYSTEMS COMPATIBILITY

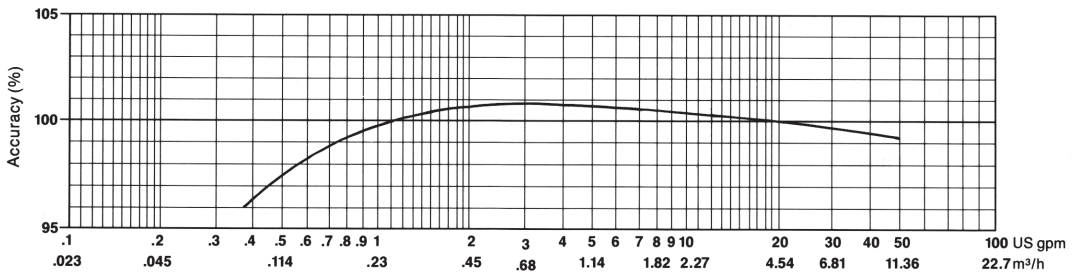
5/8" ACCURACY



3/4" ACCURACY



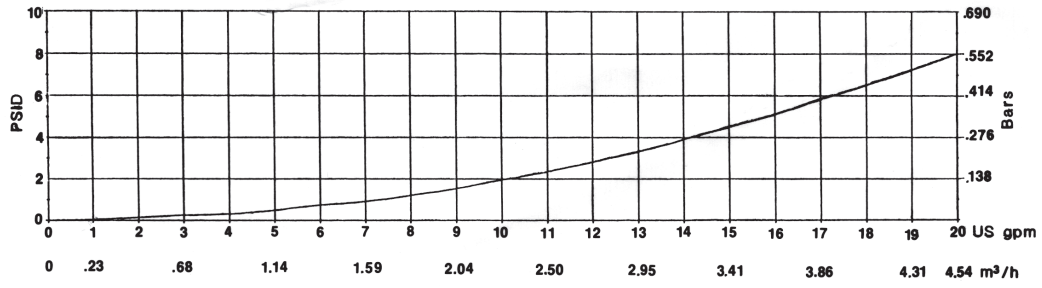
1" ACCURACY



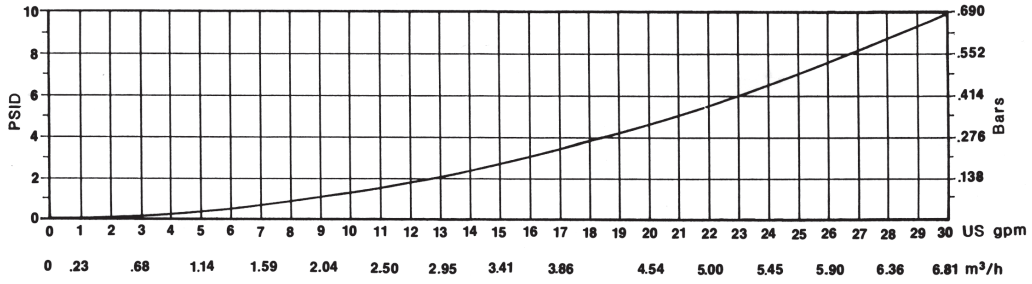
DIMENSIONS

	A	B	C			D		E	Weight
Meter Size	in/mm	in/mm	Std. in/mm	ARB in/mm	E-CODER®R900/™ or E-CODER®R450/™	Threads per inch	OD in/mm	in/mm	lbs/kg
5/8"	7 1/2 191	3 5/8 92	4 3/8 111	5 1/4 133	5 1/4 133	14	1.03 26	1 1/2 38	3 1/4 1.4
5/8" x 3/4"	7 1/2 191	3 5/8 92	4 3/8 111	5 1/4 133	5 1/4 133	11 1/2	1.29 33	1 1/2 38	3 3/8 1.5
Pre 2011 5/8"	7 1/2 191	3 5/8 92	4 7/8 124	5 1/2 146	5 1/2 139	14	1.03 26	1 5/8 41	3 3/4 1.7
Pre 2011 5/8" x 3/4"	7 1/2 191	3 5/8 92	4 7/8 124	5 1/2 146	5 1/2 139	11 1/2	1.29 33	1 5/8 41	4 1.8
3/4"	9 229	4 3/8 111	5 1/2 140	6 1/4 159	6 1/4 159	11 1/2	1.29 33	1 7/8 48	6 2.7
3/4" SL	7 1/2 911	4 3/8 111	5 1/2 140	6 1/4 159	6 1/4 159	11 1/2	1.29 33	1 7/8 48	5 1/2 2.5
3/4" x 1"	9 229	4 3/8 111	5 1/2 140	6 1/4 159	6 1/4 159	11 1/2	1.62 41	1 7/8 48	6 1/2 2.9
1"	10 3/4 273	6 1/2 165	6 3/8 162	7 178	7 178	11 1/2	1.62 41	2 1/8 54	9 3/4 4.4
1" x 1 1/4"	10 3/4 273	6 1/2 165	6 3/8 162	7 178	7 178	11 1/2	1.86 47	2 1/8 54	10 1/4 4.6

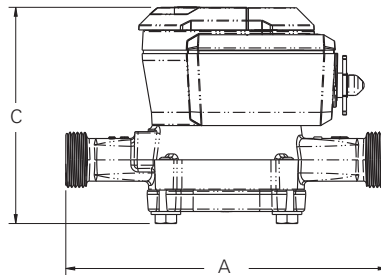
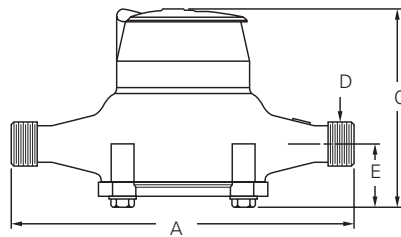
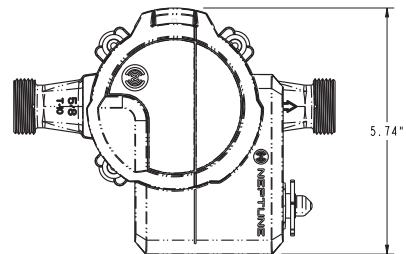
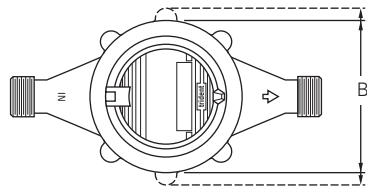
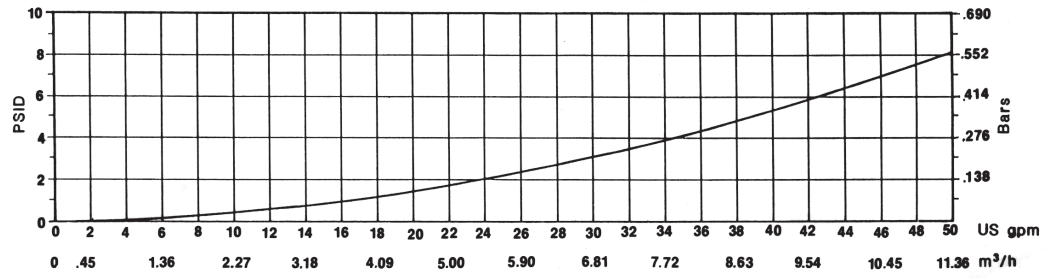
5/8" PRESSURE LOSS



3/4" PRESSURE LOSS



1" PRESSURE LOSS



OPERATING CHARACTERISTICS:

Meter Size	Normal Operating Range @ 100% Accuracy (+/- 1.5%)	AWWA Standard	Low Flow @ 95% Accuracy
5/8"	1/2 to 20 US gpm 0.11 to 4.55 m ³ /h	1 to 20 US gpm 0.23 to 4.5 m ³ /h	1/8 US gpm 0.03 m ³ /h
3/4"	3/4 to 30 US gpm 0.17 to 6.82 m ³ /h	2 to 30 US gpm 0.45 to 6.8 m ³ /h	1/4 US gpm 0.06 m ³ /h
1"	1 to 50 US gpm 0.23 to 11.36 m ³ /h	3 to 50 US gpm 0.68 to 11.4 m ³ /h	3/8 US gpm 0.09 m ³ /h

REGISTRATION:

ProRead Registration (per sweep hand revolution)		5/8"	3/4" & 1"
10	US Gallons	√	√
10	Imperial Gallons	√	√
1	Cubic Foot	√	√
0.1	Cubic Metre	√	√
0.01	Cubic Metre	√	

Register Capacity ProRead & E-CODER		5/8"	3/4" & 1"
10,000,000	US Gallons	√	√
10,000,000	Imperial Gallons	√	√
1,000,000	Cubic Feet	√	√
100,000	Cubic Metres	√	√
10,000	Cubic Metres	√	

E-CODER High Resolution (8-digit reading)		5/8"	3/4" & 1"
0.1	US Gallons	√	√
0.1	Imperial Gallons	√	√
0.01	Cubic Feet	√	√
0.001	Cubic Metres	√	√

SPECIFICATIONS

- NSF/ANSI 372 certified and NSF/ANSI 61 compliant
- National Type Evaluation Program (NTEP) certification
- Application: Cold water measurement of flow in one direction in residential service applications
- Maximum operating water pressure: 150 psi (1034 kPa)
- Maximum operating water temperature: 80°F
- Measuring chamber: Nutating disc technology design made from proprietary synthetic polymer

OPTIONS

- Sizes:
 - 5/8", 5/8" x 3/4"
 - 3/4", 3/4" SL, 3/4" x 1"
 - 1", 1" x 1 1/4"
- Units of measure: U.S. gallons, imperial gallons, cubic feet, cubic metres
- Register types:
 - Direct reading: bronze box and cover (standard)
 - Remote reading: ProRead, E-CODER, E-CODER)R900*i*, E-CODER)R450*i*, TRICON/S, TRICON/E3
 - Reclaim
- Bottom caps:
 - Synthetic polymer (5/8" only)
 - Cast iron
 - Lead free, high-copper alloy
- Connections:
 - Lead free, high-copper alloy, straight or bent
- Environmental conditions:
 - Operating temperature: +33° F to +149° F (0° C to +65° C)
 - Storage temperature: +33° F to +158° F (0° C to +70° C)

Neptune Technology Group Inc.
1600 Alabama Highway 229
Tallahassee, AL 36078
USA
Tel: (800) 633-8754
Fax: (334) 283-7293

Neptune Technology Group (Canada) Ltd.
7275 West Credit Avenue
Mississauga, Ontario
L5N 5M9
Canada
Tel: (905) 858-4211
Fax: (905) 858-0428

Neptune Technology Group Inc.
Avenida Ejercito Nacional No 418
Piso 12, Despacho 1203
Colonia Polanco V Sección
C.P. 11560
Delegación, Miguel Hidalgo
Mexico D.F.
Tel: (525) 5203-4032 / (525) 5203-6204
(525) 5203-5294
Fax: (525) 5203-6503

NEPTUNE
TECHNOLOGY GROUP

neptunetg.com